

GIROLAMO FANTINI

22 BALLETTI

(per Tromba e Basso Continuo)

Modo per Imparare a sonare


DI TROMBA TANTO DI GVERRA

Quanto Musicalmente in Organo, con Tromba
Sordina, col Cimbalo, e ogn'altro istrumento.

*Aggiuntoui molte sonate, come Balletti, Brandi, Capricci, Serabande, Correnti,
Paßaggi, e sonate con la Tromba, & Organo insieme.*

DI GIROLAMO FANTINI
DA SPOLETI

Trombetta Maggiore del Serenifs. Gran Duca
di Toscana FERDINANDO II.



IN FRANCOFORT Per Daniel Vuastch. 1638.

Con Licenza de' Superiori.

from *Modo per Imparare a Sonare di Tromba* (1638)

Basso continuo

(without continuo realization)

Edited and engraved by Ferdinand Claquin (2020)

New Urtext Edition

[Primo] Balletto detto del Velzer

Modo per Imparare a Sonare di Tromba, p. 27

Girolamo FANTINI

Prima parte

Musical notation for the first part of the first piece, measures 1-5. It features a treble clef with a 3/4 time signature and a bass clef with a 6/8 time signature. The first measure of the treble part has a wavy line underneath. The bass part has two measures with a dotted note below the staff, labeled [o.]

6

Musical notation for the first part of the first piece, measures 6-9. The bass part continues with a dotted note below the staff, labeled [o.]

[o.]

10 Seconda parte

Musical notation for the second part of the first piece, measures 10-14. The bass part has a dotted note below the staff, labeled [o.]

[o.]

15

Musical notation for the second part of the first piece, measures 15-18.

19

Musical notation for the second part of the first piece, measures 19-23. The bass part has two dotted notes below the staff, labeled [o.]

[o.]

[o.]

Te[r]za parte

24

Musical notation for the third part of the first piece, measures 24-28.

Original notation for the end of the first piece, showing a treble clef with a 3/4 time signature and a bass clef with a 6/8 time signature.

(original notation)

[Secondo] Balletto detto dello Spada

Modo per Impare a Sonare di Tromba, p. 28

Girolamo FANTINI

Prima parte

Musical notation for the first part of the second piece, measures 1-6. It features a treble clef with a common time signature and a bass clef with a common time signature.

7

Seconda parte

Musical notation for the second part of the second piece, measures 7-11.

12

Te[r]za parte

Musical notation for the third part of the second piece, measures 12-16.

[Terzo] Balletto detto il Lunati

Modo per Imparare a Sonare di Tromba, p. 29

Girolamo FANTINI


Prima parte



5



11 Seconda parte




19




26

Terza parte



33



[Quarto] Balletto detto il Strasoldo

Modo per Imparare a Sonare di Tromba, p. 30


Girolamo FANTINI



[Quinto] Balletto detto dell'Oddi

Modo per Imparare a Sonare di Tromba, p. 30


Girolamo FANTINI



[Sesto] Balletto detto il Passi

Modo per Imparare a Sonare di Tromba, p. 31

Girolamo FANTINI



5



[Settimo] Balletto detto l'Incontri

Modo per Imparare a Sonare di Tromba, p. 31

Girolamo FANTINI

Musical notation for the first piece, [Settimo] Balletto detto l'Incontri. It consists of two staves. The first staff is a treble clef with a common time signature (C) and a diamond-shaped ornament. The second staff is a bass clef with a common time signature (C). The melody is written in the bass clef staff. The piece ends with a double bar line and repeat signs.

[Ottavo] Balletto detto il G[h]isilieri

Modo per Imparare a Sonare di Tromba, p. 31

Girolamo FANTINI

Prima parte

Musical notation for the first part of the second piece, [Ottavo] Balletto detto il G[h]isilieri. It consists of two staves. The first staff is a treble clef with a common time signature (C) and a diamond-shaped ornament. The second staff is a bass clef with a common time signature (C). The melody is written in the bass clef staff. The piece ends with a double bar line and repeat signs.

Seconda parte

Musical notation for the second part of the second piece, [Ottavo] Balletto detto il G[h]isilieri. It consists of two staves. The first staff is a treble clef with a common time signature (C) and a diamond-shaped ornament. The second staff is a bass clef with a common time signature (C). The melody is written in the bass clef staff. The piece ends with a double bar line and repeat signs.

Terza parte

Musical notation for the third part of the second piece, [Ottavo] Balletto detto il G[h]isilieri. It consists of two staves. The first staff is a treble clef with a common time signature (C) and a diamond-shaped ornament. The second staff is a bass clef with a common time signature (C). The melody is written in the bass clef staff. The piece ends with a double bar line and repeat signs.

[Nono] Balletto detto il Petrucci

Modo per Imparare a Sonare di Tromba, p. 32

Girolamo FANTINI

Musical notation for the third piece, [Nono] Balletto detto il Petrucci. It consists of two staves. The first staff is a treble clef with a common time signature (C) and a diamond-shaped ornament. The second staff is a bass clef with a common time signature (C). The melody is written in the bass clef staff. The piece ends with a double bar line and repeat signs.

[Decimo] Balletto detto l'Altovito

Modo per Imparare a Sonare di Tromba, p. 33

Girolamo FANTINI

Musical notation for the fourth piece, [Decimo] Balletto detto l'Altovito. It consists of two staves. The first staff is a treble clef with a common time signature (C) and a diamond-shaped ornament. The second staff is a bass clef with a common time signature (C). The melody is written in the bass clef staff. The piece ends with a double bar line and repeat signs.

[Undicesimo] Balletto detto il Bedoin

Modo per Imparare a Sonare di Tromba, p. 33


Girolamo FANTINI

Musical notation for the fifth piece, [Undicesimo] Balletto detto il Bedoin. It consists of two staves. The first staff is a treble clef with a common time signature (C) and a diamond-shaped ornament. The second staff is a bass clef with a common time signature (C). The melody is written in the bass clef staff. The piece ends with a double bar line and repeat signs.

[Dodicesimo] Balletto detto l'Angioli

Modo per Imparare a Sonare di Tromba, p. 33

Girolamo FANTINI



[Tredicesimo] Balletto detto il Martelli

Modo per Imparare a Sonare di Tromba, p. 33

Girolamo FANTINI



[Quattordicesimo] Balletto detto l'Alfani

Modo per Imparare a Sonare di Tromba, p. 33


Girolamo FANTINI



[Quindicesimo] Balletto detto lo Squilletti

Modo per Imparare a Sonare di Tromba, p. 34

Girolamo FANTINI



[Sedicesimo] Balletto del Zambeccari

Modo per Imparare a Sonare di Tromba, p. 34

Girolamo FANTINI



6



[Diciassettesimo] Balletto detto il Scorno

Modo per Imparare a Sonare di Tromba, p. 35


Girolamo FANTINI



6



10



[Diciottesimo] Balletto detto il Porroni

Modo per Imparare a Sonare di Tromba, p. 35

Girolamo FANTINI



8



[Diciannovesimo] Balletto detto il Panciatichi

Modo per Imparare a Sonare di Tromba, p. 36

Girolamo FANTINI

